

**INSTALLATION MANUAL**

**FOR**

**ROCK KRAWLER SUSPENSION, INC.**

**PRO KRAWLER JOINT REBUILD**

**First Edition 5/12/16**

1) Remove black set screws on each side.

*\*PLEASE NOTE: Red Lok-tite is applied to set screw so heat may be needed.*



2) Using a Pro Krawler joint tool, Unthread both retainers.

*\*PLEASE NOTE: Red Lok-tite is applied to joint retained so heat may be needed.*




- 3) Remove both black bushing raceways and ball.



- 4) Clean and inspect all parts.

5) Apply a bead of RED Lok-tite around the entire threaded portion of the retainer and install back into housing so that retainer is flush with housing.


**\*PLEASE NOTE:** *The flat side of retainer goes to the inside of the joint.*



6) Press in 1 half of the poly raceway so that the bushing is past the grease valley. Be aware that the flat sides of the raceway goes against the retainer.



- 7) Apply and fill the grease valley with Rock Krawler Molyube AC 1000 Grease grade 000 or functional equivalent.




- 8) Coat ball with a layer of grease, then install into housing.



**9)** Press in last raceway. Again with flat side against joint retainer.



**10)** Apply a bead of RED Lok-tite around the entire threaded portion of the other threaded retainer and install back into housing.



**11)** Torque the Joint Retainers using the Krawler Joint Tool based on your application. Be sure to torque both sides equally.



**- 1 ¼” & 1” Pro Krawler Joints - Race Spec - 25 FT-LBS.**

**- 1 ¼” & 1” Pro Krawler Joints – Standard Spec – 18.5 – 20.0 FT-LBS.**

**- 7/8” & ¾” Pro Krawler Joints (All) - 20 FT-LBS.**

**12)** Apply red lok-tite to black set screw and install in housing. Torque set screw to 50-60 IN-LBS.



**Your krawler joint rebuild is complete. Be aware that both retainers of the joint should be even side to side and a properly rebuilt krawler joint should be very hard to move the ball.**

**Parts List:**

- 1 ¼” and 1” Pro Krawler Joint Raceways - RK04034**
- 7/8” & ¾” Pro Krawler Joint Raceways - RK00221**
- 1 ¼” and 1” joint tool - RK04484**
- 7/8” and ¾” joint tool - RK04487**
- Rock Krawler 000 grease - RK05495**

**Any questions feel free to call 518-270-9822 and speak to one of our techs.**